

- ▶ Login: <https://visionplans.vsp.com>
- ▶ Enter your Username and Password and click Login



Registered Brokers Log In Here.

Please enter the following information:

User ID Remember User ID:

[Forgot user ID?](#)

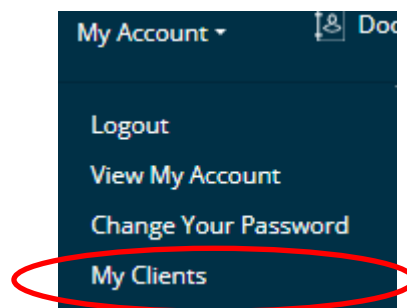
Password

[Forgot password?](#)

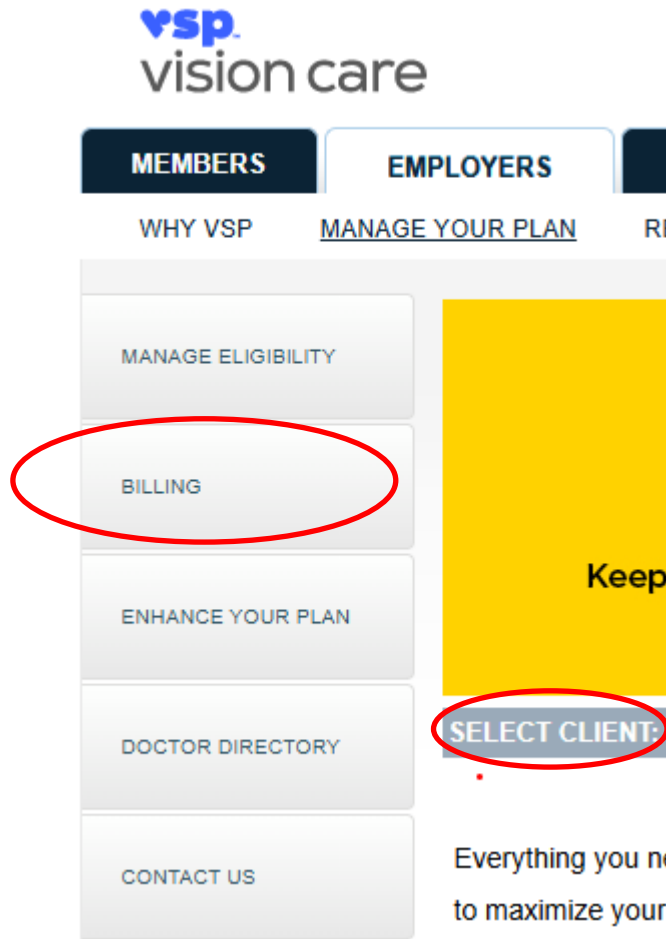
CANCEL

SIGN ON

- ▶ Select **"My Account"** drop down, select **"My Clients"**















- ▶ To view billing, first select the client, then click on the “**Billing**” tab. If you don't see the Billing tab, contact VSP to request access.



- ▶ Under “**Current Charges**”, click the **Excel** icon to download the current month's charges. Then upload that file into Coverage Wizard to run an audit.

Show entries

Division ↑↓	Coverage Period ↑↓	Statement Billed Amount ↑↓	Statement PDF/CSV	Current Charges Detail PDF/CSV
0001	APR-2025	\$121.44	 	 
0003	APR-2025	\$71.66	 	 
0005	APR-2025	\$26.22	 	 

Showing 1 to 3 of 3 entries